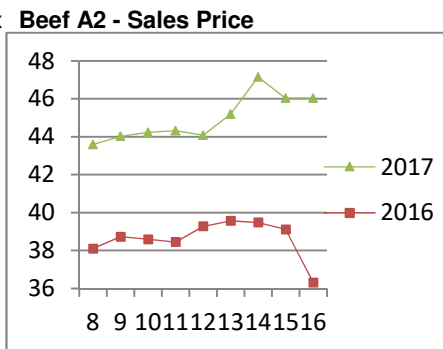


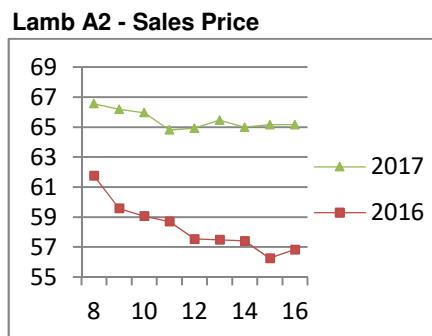
# NATIONAL SOUTH AFRICAN PRICE INFORMATION FOR WEEK Week 16

From 2017/04/17 To 2017/04/23

Class	Units	Avg Mass	Avg Purch Price	Avg Selling Price	Selling min	Selling max
<b>CATTLE</b>						
A2	8292	262,54	<b>48,39</b>	<b>46,04</b>	39,77	49,42
A3	1067	280,19	<b>48,45</b>	<b>47,82</b>	44,28	49,85
AB2	663	258,89	<b>46,23</b>	<b>44,58</b>	41,61	48,06
AB3	115	277,68	<b>46,54</b>	<b>44,17</b>	41,65	47,45
B2	472	253,98	<b>40,04</b>	<b>40,59</b>	37,94	43,01
B3	95	265,92	<b>40,04</b>	<b>40,55</b>	38,14	44,46
C2	1440	246,03	<b>37,45</b>	<b>37,26</b>	35,68	38,95
C3	419	280,75	<b>37,74</b>	<b>37,17</b>	35,82	39,19
12 563						

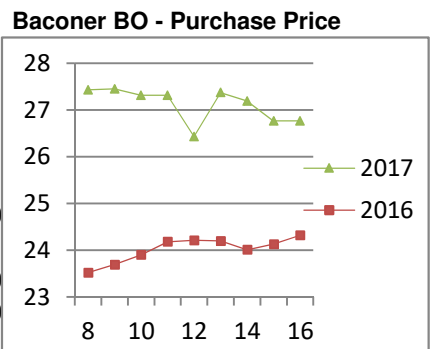


Class	Units	Avg Mass	Avg Purch Price	Avg Selling Price	Selling min	Selling max
<b>LAMB/SHEEP</b>						
A0	213	14,51	<b>52,21</b>	<b>38,24</b>	47,85	54,00
A1	921	15,10	<b>62,44</b>	<b>61,42</b>	56,58	66,26
A2	11135	19,37	<b>64,44</b>	<b>65,16</b>	62,75	67,24
A3	2038	22,17	<b>64,49</b>	<b>64,15</b>	60,99	70,50
A4	317	21,89	<b>53,63</b>	<b>57,51</b>	55,23	60,46
A5	42	21,90	<b>44,87</b>	<b>50,30</b>	48,40	51,84
A6	82	19,85	<b>40,63</b>	<b>49,41</b>	36,02	48,72
AB2	137	18,84	<b>51,49</b>	<b>50,93</b>	44,00	58,00
AB3	24	21,57	<b>53,55</b>	<b>54,88</b>	53,04	58,00
B2	69	23,41	<b>47,84</b>	<b>49,10</b>	46,38	55,36
B3	17	25,29	<b>51,77</b>	<b>50,22</b>	40,44	46,47
C2	907	25,20	<b>45,30</b>	<b>45,38</b>	42,96	48,68
C3	234	24,24	<b>45,30</b>	<b>43,80</b>	41,17	48,91
16 136						



Class	Units	Avg Mass	Avg Purch Price	Purch Min	Purch Max
PP	2446	53,41	<b>26,43</b>	24,73	30,18
PO	146	54,10	<b>26,91</b>	24,66	28,79
PR	24	51,99	<b>23,31</b>	13,26	28,71
PC	6	49,59	<b>24,18</b>	23,00	29,00
PU	1	55,35	<b>19,50</b>	19,50	19,50
PS	5	182,82	<b>17,50</b>	17,50	17,50
CP	820	61,41	<b>27,95</b>	24,88	30,00
CO	150	60,19	<b>27,25</b>	26,45	28,39
CR	6	60,36	<b>25,93</b>	26,85	27,00
BP	5738	73,47	<b>26,37</b>	24,67	28,84
BO	1986	92,35	<b>26,76</b>	24,76	29,00
BR	199	76,43	<b>25,65</b>	23,70	28,28
BC	14	71,36	<b>23,75</b>	21,36	29,00
BS	7	80,79	<b>22,44</b>	15,88	29,00
HP	2998	86,19	<b>25,77</b>	24,22	26,96
HO	2762	87,80	<b>25,89</b>	24,89	26,84
HR	460	88,22	<b>24,48</b>	21,14	26,00
HC	61	87,31	<b>19,98</b>	15,66	21,41
HU	7	88,72	<b>19,25</b>	14,00	23,40
HS	7	95,77	<b>14,21</b>	9,40	25,70
SAU	399	154,31	<b>17,30</b>	14,95	21,76
SAB	79	114,14	<b>15,79</b>	7,72	24,83
18 321					

Hide	Feedlot	15,57
Hide	Veld	15,48
Dorper	ea	43,33
Merino	ea	92,69



**THIS INFORMATION IS PROTECTED AGAINST COPYING OR DISTRIBUTION WITHOUT PRIOR PERMISSION FROM THE RMAA BOARD.**  
**FOR ENQUIRIES, PLEASE CONTACT RMAA AT TEL (012) 349 1237/8 or priceinformation@rmaa.co.za**

Disclaimer: In no event shall the RMAA be liable for any direct, special, indirect or consequential damages, or any other damages of any kind, including but not limited to loss of use, loss of profits, or loss of data, whether in an action in contract, tort (including but not limited to negligence), or otherwise, arising out of or in any way connected with the use of this information. While the RMAA takes great care in compiling the contents of this page, it is nevertheless only meant to provide non-binding general information and cannot replace detailed individual advice to help the prospective buyer make his decision. The RMAA does not guarantee that the information on these pages is up-to-date, accurate and complete.