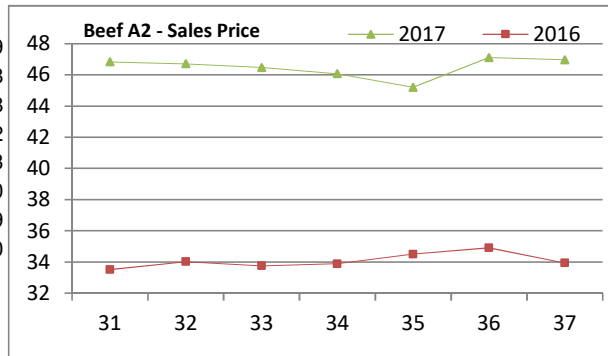


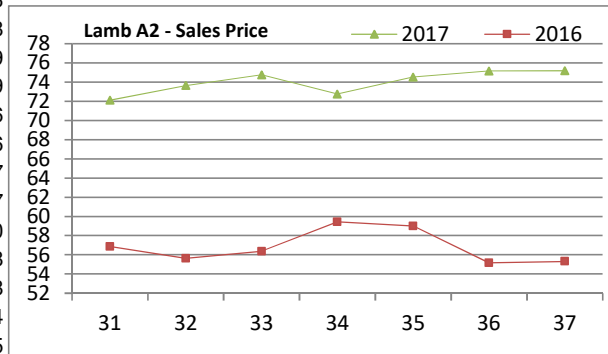
# NATIONAL SOUTH AFRICAN PRICE INFORMATION FOR WEEK Week 37

From 2017/09/11 To 2017/09/17

Class	Units	Avg Mass	Avg Purch Price	Avg Selling Price	Selling min	Selling max
<b>CATTLE</b>						
A2	9625	263,12	<b>46,74</b>	<b>46,96</b>	44,84	48,09
A3	973	252,84	<b>46,53</b>	<b>46,99</b>	44,82	48,38
AB2	645	270,48	<b>45,37</b>	<b>45,99</b>	43,27	47,78
AB3	115	278,21	<b>44,74</b>	<b>45,24</b>	43,36	47,72
B2	419	253,00	<b>43,28</b>	<b>43,24</b>	40,44	46,63
B3	122	283,43	<b>42,70</b>	<b>43,58</b>	42,05	46,30
C2	1458	263,32	<b>41,60</b>	<b>41,34</b>	38,98	42,99
C3	764	292,20	<b>41,46</b>	<b>41,58</b>	38,95	42,80
14 121						

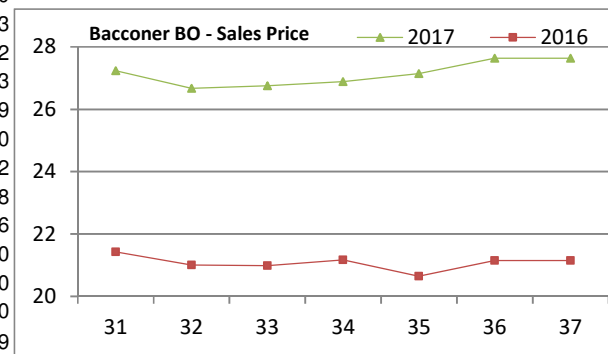


Class	Units	Avg Mass	Avg Purch Price	Avg Selling Price	Selling min	Selling max
<b>LAMB/SHEEP</b>						
A0	314	14,22	<b>68,36</b>	<b>66,51</b>	62,60	69,33
A1	1133	16,45	<b>77,14</b>	<b>76,07</b>	70,79	78,88
A2	10082	20,33	<b>78,74</b>	<b>75,19</b>	67,45	82,09
A3	1341	22,57	<b>78,56</b>	<b>72,83</b>	67,17	81,59
A4	279	24,15	<b>70,08</b>	<b>63,80</b>	58,76	74,66
A5	64	25,92	<b>62,18</b>	<b>63,50</b>	50,70	74,26
A6	76	25,34	<b>61,57</b>	<b>58,06</b>	50,13	70,27
AB2	432	21,05	<b>62,73</b>	<b>65,77</b>	60,44	81,87
AB3	25	27,62	<b>64,38</b>	<b>62,05</b>	58,15	71,00
B2	216	23,95	<b>62,39</b>	<b>64,07</b>	60,33	70,98
B3	61	30,11	<b>61,42</b>	<b>63,69</b>	58,98	69,28
C2	1107	25,21	<b>61,13</b>	<b>62,64</b>	58,59	67,54
C3	286	28,72	<b>60,95</b>	<b>62,22</b>	56,44	66,85
15 416						



Class	Units	Avg Mass	Avg Purch Price	Purch Min	Purch Max
<b>PIGS</b>					
PP	1702	52,57	<b>29,37</b>	27,60	30,82
PO	112	51,08	<b>28,83</b>	26,83	29,50
PR	19	48,54	<b>27,20</b>	23,86	29,00
PC	8	45,58	<b>22,27</b>	20,50	28,50
PU	4	45,84	<b>21,94</b>	19,50	28,00
PS	12	104,09	<b>18,86</b>	17,50	27,00
CP	1387	61,22	<b>28,60</b>	26,81	30,46
CO	133	62,87	<b>28,17</b>	26,56	29,32
CR	21	120,54	<b>26,74</b>	25,00	28,30
CC	3	60,93	<b>20,50</b>	20,50	20,50
CU	2	62,65	<b>20,50</b>	20,50	20,50
CS	2	64,95	<b>23,98</b>	20,50	27,60
BP	6291	75,08	<b>27,59</b>	24,58	30,13
BO	1824	77,25	<b>27,64</b>	26,47	29,52
BR	139	76,71	<b>27,09</b>	26,00	28,53
BC	33	75,30	<b>24,91</b>	20,36	27,69
BU	13	77,28308	<b>23,98</b>	20,50	27,00
BS	7	77,08	<b>20,73</b>	19,50	21,72
HP	4536	86,21	<b>26,10</b>	23,79	27,28
HO	6103	87,97	<b>26,87</b>	26,29	28,66
HR	927	90,48	<b>26,06</b>	24,90	28,80
HC	60	88,21	<b>24,14</b>	20,53	30,00
HU	8	89,75	<b>24,68</b>	21,00	26,50
HS	20	96,92	<b>22,70</b>	17,88	26,59
SAU	736	136,53	<b>20,28</b>	17,97	24,63
SAB	302	104,02	<b>20,71</b>	10,42	24,94
24 404					

Hide	Feedlot	13,70
	Veldt	13,77
Dorper	ea	43,46
Merino	ea	102,60



**THIS INFORMATION IS PROTECTED AGAINST COPYING OR DISTRIBUTION WITHOUT PRIOR PERMISSION FROM THE RMAA BOARD.**

**FOR ENQUIRIES, PLEASE CONTACT RMAA AT TEL (012) 349 1237/8 or [priceinformation@rmaa.co.za](mailto:priceinformation@rmaa.co.za)**

Disclaimer: In no event shall the RMAA be liable for any direct, special, indirect or consequential damages, or any other damages of any kind, including but not limited to loss of use, loss of profits, or loss of data, whether in an action in contract, tort (including but not limited to negligence), or otherwise, arising out of or in any way connected with the use of this information. While the RMAA takes great care in compiling the contents of this page, it is nevertheless only meant to provide non-binding general information and cannot replace detailed individual advice to help the prospective buyer make his decision. The RMAA does not guarantee that the information on these pages is up-to-date, accurate and complete.